

# Counter Induction Loop Certificate of Test & Conformity

**AMPETRONIC**



For AFILS according to IEC 60118-4:2014, AMD1:2017

Designed to be used with a Field Strength Meter or Loopworks Measure with R1 Receiver.

Installation details	Testing details
Customer:	Company:
Venue:	Tester name:
Room:	Date:
System Manufacturer:	Test equipment manufacturer(s):
Amplifier model(s):	Test equipment model(s):

## Test positions

Figure 1: Side view

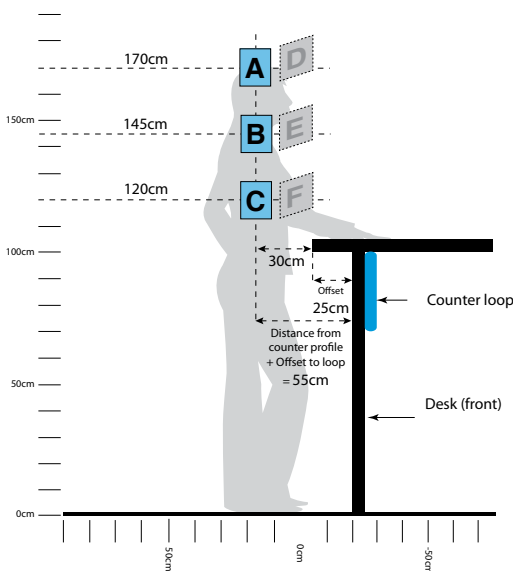
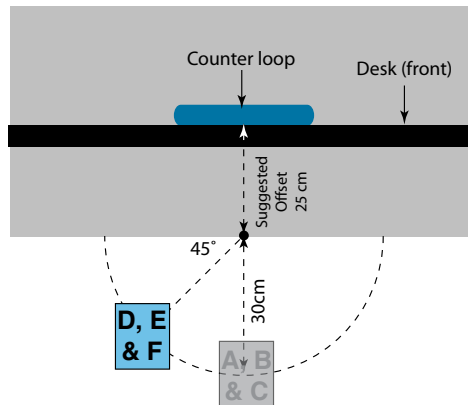


Figure 2: Above view







### Measurement Zones:


Readings should be taken in 6 zones (A, B, C, D, E, F). When taking a reading with a Field Strength Meter or Loopworks Measure with R1 Receiver the device should be held upright, to mimic the position of the telecoil within a hearing aid.


Zones A, B and C are located at three specific heights and distances directly in-front of the counter at the point where a user would be expected to stand (see Figure 1).


Zones D, E and F are located at 45 degrees from zones A, B and C at the same heights. This allows for some lateral movement from the user (see Figure 2).



1	Magnetic background noise [Driver off] 	A	B	C	D	E	F	
		All readings are < -32dB(A)			Any readings between -32dB(A) and -22dB(A)		Any readings of > -22dB(A)	
		Comments:						
2	Field strength [1kHz Comb] 	A	B	C	D	E	F	
		All readings 0dB +/- 6dB			All readings 0dB +/- 8dB		Any readings > 8dB or < -8dB	
		Comments:						
3	Frequency response [Pink noise] 	A	B	C	D	E	F	
		100Hz	100Hz	100Hz	100Hz	100Hz	100Hz	100Hz
		1kHz	1kHz	1kHz	1kHz	1kHz	1kHz	1kHz
		5kHz	5kHz	5kHz	5kHz	5kHz	5kHz	5kHz
		100Hz & 5kHz +/- 3dB of 1kHz in all positions			100Hz & 5kHz +/- 3dB of 1kHz in some positions		Frequency response not achieved	
Comments:								

4	<b>Live signal - Listening test</b> [Actual signals] 	Does the input signal indicator show a signal is present?	Yes	<input type="checkbox"/>	
			No	<input type="checkbox"/>	
		Note: On the loop amplifier the input signal indicator may be labelled as 'AGC', 'Compression', 'Input' or 'In'. If no indicators are active, action is required to enable this before proceeding.			
		<b>Using the Field Strength Meter &amp; headphones - rate each parameter</b>			
		Background noise i.e. the level of hum or buzz that is not intended to be heard			
		Quiet		Noticeable	Very noisy
		Unpleasant program signal i.e. the popping or fizzing sounds alongside normal signals			
		Clean		Noticeable	Distorted
		Signal clarity i.e. is the sound clear, dull or muffled?			
		Clear		Noticeable	Unclear
Are normal signals delivered without triggering the clip or overload LED?					
Yes		Some clipping, audio OK	Clipping		
Comments:					

5	<b>Live signal - Field strength</b> [Actual signals] 	In at least one position, with live speech signals, does the system achieve peaks of acceptable field strength?		
		Between -6dB and +3dB	Between -9dB and +8dB	> +8dB or < -9dB
		Comments:		

6	<b>System noise</b> [Inputs muted] 	In at least one position, with the amplifier on but audio inputs muted, is the noise level significantly higher?		
		< -47dB(A) or within 3dB(A) of BG noise	< -32dB(A) and > 3dB(A) of BG noise	> -32dB(A) and > 3dB(A) of BG noise
		Comments:		

7	<b>Overspill</b> [1kHz Comb] 	If applicable, is the field strength suitably attenuated by adjacent systems or areas with privacy concerns?			
		<b>G</b>	<b>H</b>	<b>I</b>	<b>J</b>
		< -32dB(A) or within 3dB(A) of BG noise	< -22dB(A) and > 3dB(A) of BG noise	> -22dB(A) and > 3dB(A) of BG noise	
		Comments:			

8	<b>Venue accessibility</b> 	Is the internationally recognised induction loop sign clearly displayed?		Yes	<input type="checkbox"/>
				No	<input type="checkbox"/>
		Is the sign in an appropriate position that makes it clear where to stand to use the system?		Yes	<input type="checkbox"/>
				No	<input type="checkbox"/>
		Are operators at the venue / installation able to setup and operate the system?		Yes	<input type="checkbox"/>
				No	<input type="checkbox"/>
		Is there a routine maintenance and system checking schedule in place?		Yes	<input type="checkbox"/>
				No	<input type="checkbox"/>
Comments:					

Verdict	Based on steps 1 to 8 does the system / facility perform according to the IEC 60118-4 Standard?				
	<b>SYSTEM PASS</b> (All ticks in green boxes)	<b>PASS (LIMITED)</b> (UP TO 2 ticks in yellow boxes)	<b>SYSTEM FAIL</b> (1 or more ticks in red boxes)		
	Comments:				

Declaration that the system has been tested against the requirements of IEC 60118-4	Signed:	Date:
---	---------	-------